

Cartex

Single seals



Operating range

Cartex-SN, -SNO, -QN, -TN, -Vario

Shaft diameter:

$d_1 = 25 \dots 100 \text{ mm (1.000" ... 4.000")}$

Other sizes on request

Temperature:

$t = -40 \text{ °C ... } 220 \text{ °C (-40 °F ... } 428 \text{ °F)}$

(Check O-Ring resistance)

Sliding face material combination BQ1

Pressure: $p_1 = 25 \text{ bar (363 PSI)}$

Sliding velocity: $vg = 16 \text{ m/s (52 ft/s)}$

Sliding face material combination

Q1Q1 or U2Q1

Pressure: $p_1 = 12 \text{ bar (174 PSI)}$

Sliding velocity: $vg = 10 \text{ m/s (33 ft/s)}$

Axial movement:

$\pm 1.0 \text{ mm, } d_1 \geq 75 \text{ mm } \pm 1.5 \text{ mm}$

Materials

Seal face: Silicon carbide (Q1), Carbon graphite resin impregnated (B), Tungsten carbide (U2)

Seat: Silicon carbide (Q1)

Secondary seals: FKM (V), EPDM (E), FFKM (K), Perfluorocarbon rubber/PTFE (U1)

Springs: Hastelloy® C-4 (M)

Metal parts: CrNiMo steel (G), CrNiMo cast steel (G)

Recommended applications

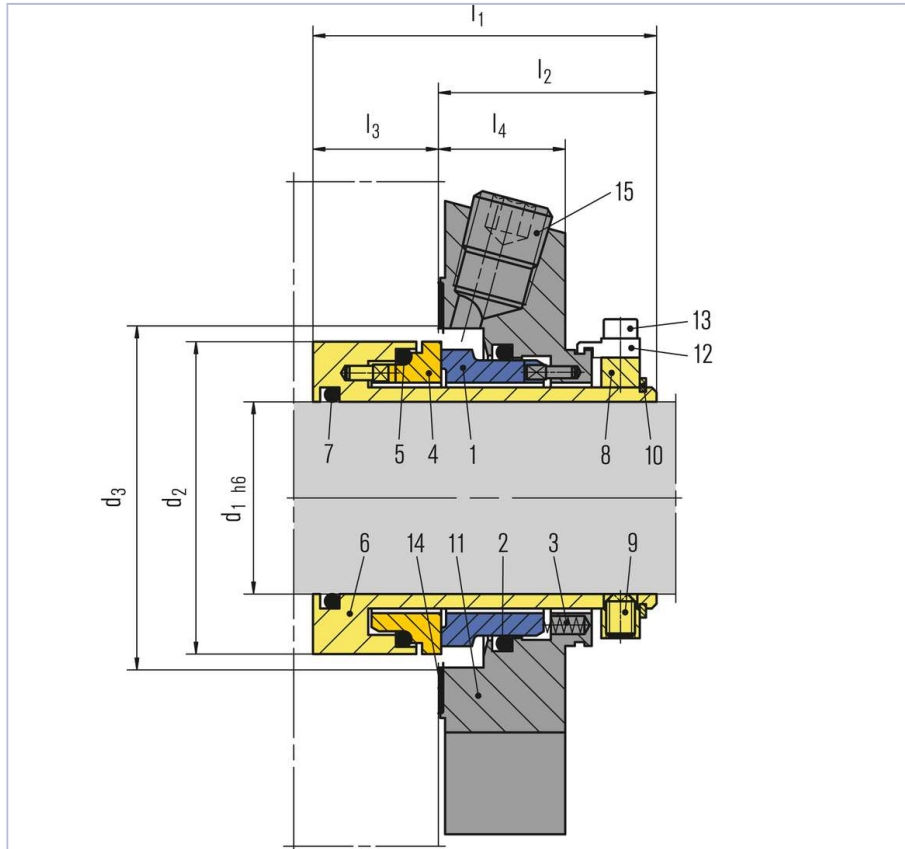
- Process industry
- Petrochemical industry
- Chemical industry
- Pharmaceutical industry
- Power plant technology
- Pulp and paper industry
- Water and waste water technology
- Mining industry
- Food and beverage industry
- Sugar industry
- Universally applicable
- Centrifugal pumps
- Eccentric screw pumps
- Process pumps

Features

- Single seal
- Cartridge
- Balanced
- Independent of direction of rotation
- Single seals without connections (-SNO), with flush (-SN) and with quench combined with lip seal (-QN) or throttle ring (-TN)
- Additional variants available for ANSI pumps (e.g. -ABPN) and eccentric screw pumps (-Vario)

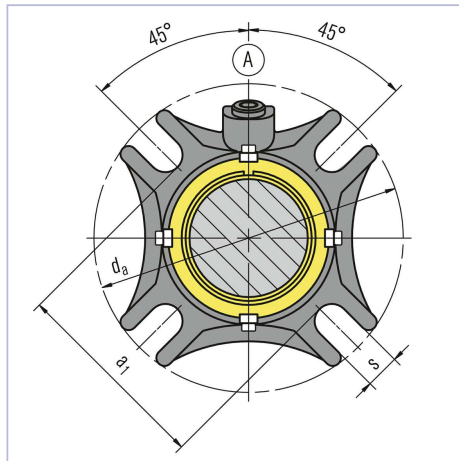
Advantages

- Ideal seal for standardizations
- Universal applicable for packings conversions, retrofits or original equipment
- No dimensional modification of the seal chamber (centrifugal pumps) necessary, small radial installation height
- No damage of the shaft by dynamically loaded O-Ring
- Extended service life
- Straightforward and easy installation due to pre-assembled unit
- Individual adaptation to pump design possible
- Customer specific versions available

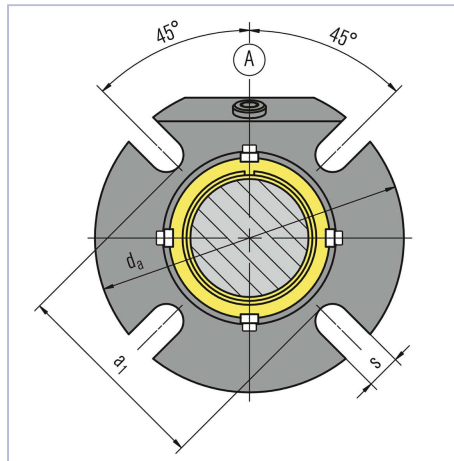


Item	Description
1	Seal face
2, 5, 7	O-Ring
3	Spring
4	Seat
6	Shaft sleeve
8	Drive collar
9	Set screw
10	Snap ring
11	Cover
12	Assembly fixture
13	Screw
14	Gasket
15	Screw plug
16	Lip seal (-QN), throttle ring (-TN)

Installation, details, options

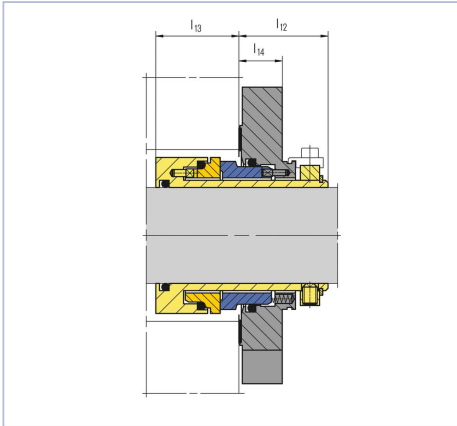


Seal cover
Cast version



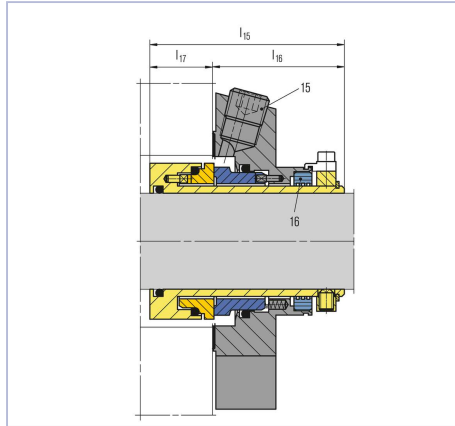
Seal cover
Machined version

Product variants



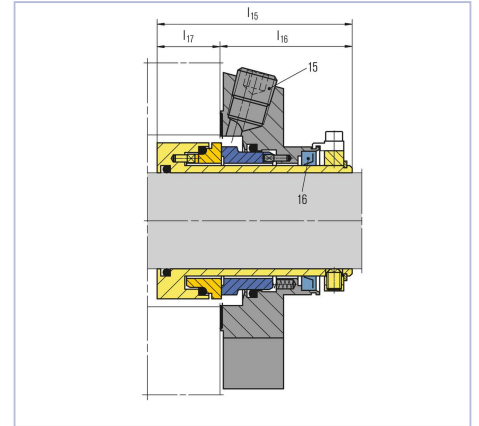
Cartex-SNO

Single seal without connections, for dead-end operation.



Cartex-TN

Single seal, same as Cartex-SN but with throttle ring (item 16). The cover has auxiliary connections for flushing and quench. Throttle ring: PTFE carbon-graphite reinforced (T12).



Cartex-QN

Single seal for operation with unpressurized quench. Same as "-SN" version but with outboard lip seal (item 16). The cover has auxiliary connections for flushing and quench. Lip seal: NBR (P), PTFE carbon reinforced (T3).



Cartex-Vario

Cartridge seals with modified cover for eccentric screw pumps.

For e.g. Seepex BN,
 Netzsch NM...S, NM...B, NE (P),
 Allweiler AE, AEB, AED,
 Robbins & Myers / Moyno 2000 CC,
 and Mono E-Range.
 Please inquire.

Dimensions

d ₁	d ₂	d _{3min.}	d _{3max.}	l ₁	l ₂	l ₃	l ₄	l ₁₂	l ₁₃	l ₁₄	l ₁₅	l ₁₆	l ₁₇	a ₁	d _a	s
1.000	1.693	1.750	2.000	2.640	1.669	0.969	1.000	1.378	1.260	0.689	3.130	2.102	1.028	2.440	4.134	0.520
1.125	1.811	1.875	2.050	2.640	1.669	0.969	1.000	1.378	1.260	0.689	3.130	2.102	1.028	2.440	4.134	0.520
1.250	1.960	2.000	2.250	2.640	1.669	0.969	1.000	1.378	1.260	0.689	3.130	2.102	1.028	2.640	4.330	0.520
1.375	2.086	2.125	2.420	2.640	1.669	0.969	1.000	1.378	1.260	0.689	3.130	2.102	1.028	2.750	4.449	0.520
1.500	2.200	2.250	2.625	2.640	1.669	0.969	1.000	1.378	1.260	0.689	3.130	2.102	1.028	2.950	4.842	0.520
1.625	2.340	2.375	2.700	2.640	1.669	0.969	1.000	1.378	1.260	0.689	3.130	2.102	1.028	3.030	4.842	0.599
1.750	2.460	2.500	2.812	2.640	1.669	0.969	1.000	1.378	1.260	0.689	3.130	2.102	1.028	3.190	5.433	0.599
1.875	2.582	2.625	2.940	2.640	1.669	0.969	1.000	1.378	1.260	0.689	3.130	2.102	1.028	3.190	5.433	0.599
2.000	2.677	2.750	3.190	2.640	1.669	0.969	1.000	1.378	1.260	0.689	3.130	2.102	1.028	3.430	5.827	0.599
2.125	2.834	2.875	3.437	2.640	1.669	0.969	1.000	1.378	1.260	0.689	3.130	2.102	1.028	3.820	5.827	0.709
2.250	2.960	3.000	3.560	2.640	1.669	0.969	1.000	1.378	1.260	0.689	3.130	2.102	1.028	3.940	6.181	0.709
2.375	3.070	3.125	3.590	2.640	1.669	0.969	1.000	1.378	1.260	0.689	3.130	2.102	1.028	4.020	6.181	0.709
2.500	3.212	3.250	3.800	2.640	1.669	0.969	1.000	1.378	1.260	0.689	3.130	2.102	1.028	4.170	6.417	0.709
2.625	3.338	3.375	3.937	2.640	1.669	0.969	1.000	1.378	1.260	0.689	3.130	2.102	1.028	4.290	6.417	0.709
2.750	3.660	3.750	4.250	2.640	1.669	0.969	1.000	1.378	1.260	0.689	3.130	2.102	1.028	4.650	7.008	0.709
2.875	3.937	4.000	4.646	3.307	2.260	1.047	1.000	1.815	1.492	0.866	–	–	–	5.079	7.480	0.709
3.000	3.937	4.000	4.646	3.307	2.260	1.047	1.102	1.815	1.492	0.866	3.858	2.516	1.343	5.079	7.480	0.709
3.125	4.190	4.125	4.764	3.307	2.260	1.047	1.102	1.815	1.492	0.866	3.858	2.516	1.343	5.315	7.677	0.709
3.250	4.189	4.250	4.882	3.307	2.260	1.047	1.102	1.815	1.492	0.866	3.858	2.516	1.343	5.315	7.677	0.709
3.375	4.311	4.375	5.039	3.307	2.260	1.047	1.102	1.815	1.492	0.866	–	–	–	5.472	7.795	0.866
3.500	4.437	4.500	5.157	3.307	2.260	1.047	1.102	1.815	1.492	0.866	–	–	–	5.591	7.795	0.866
3.625	4.563	4.625	5.315	3.307	2.260	1.047	1.102	1.815	1.492	0.866	–	–	–	5.709	8.071	0.866
3.750	4.689	4.750	5.433	3.307	2.260	1.047	1.102	1.815	1.492	0.866	3.858	2.516	1.343	5.827	8.189	0.866
4.000	4.937	5.000	5.669	3.307	2.260	1.047	1.102	1.815	1.492	0.866	–	–	–	6.063	8.583	0.866

Dimensions in inch

Dimensions

d ₁	d ₂	d _{3min.}	d _{3max.}	l ₁	l ₂	l ₃	l ₄	l ₁₂	l ₁₃	l ₁₄	l ₁₅	l ₁₆	l ₁₇	a ₁	d _a	s
25	43.0	44.0	51.5	67	42.4	24.6	25.4	35.0	32.0	17.5	79.5	53.4	26.1	62	105	13.2
28	46.0	47.0	52.0	67	42.4	24.6	25.4	35.0	32.0	17.5	79.5	53.4	26.1	62	105	13.2
30	48.0	49.0	56.0	67	42.4	24.6	25.4	35.0	32.0	17.5	79.5	53.4	26.1	65	105	13.2
32	49.8	51.0	57.0	67	42.4	24.6	25.4	35.0	32.0	17.5	79.5	53.4	26.1	67	108	13.2
33	49.8	51.0	57.0	67	42.4	24.6	25.4	35.0	32.0	17.5	79.5	53.4	26.1	67	108	13.2
35	53.0	54.0	61.5	67	42.4	24.6	25.4	35.0	32.0	17.5	79.5	53.4	26.1	70	113	13.2
38	56.0	57.0	66.0	67	42.4	24.6	25.4	35.0	32.0	17.5	79.5	53.4	26.1	75	123	13.2
40	58.0	59.0	68.0	67	42.4	24.6	25.4	35.0	32.0	17.5	79.5	53.4	26.1	75	123	14.2
42	60.5	61.5	69.5	67	42.4	24.6	25.4	35.0	32.0	17.5	79.5	53.4	26.1	80	133	14.2
43	60.5	61.5	70.5	67	42.4	24.6	25.4	35.0	32.0	17.5	79.5	53.4	26.1	80	133	14.2
45	62.5	64.0	73.0	67	42.4	24.6	25.4	35.0	32.0	17.5	79.5	53.4	26.1	81	138	14.2
48	65.6	67.0	75.0	67	42.4	24.6	25.4	35.0	32.0	17.5	79.5	53.4	26.1	84	138	14.2
50	68.0	69.0	78.0	67	42.4	24.6	25.4	35.0	32.0	17.5	79.5	53.4	26.1	87	148	14.2
53	72.0	73.0	87.0	67	42.4	24.6	25.4	35.0	32.0	17.5	79.5	53.4	26.1	97	148	18.0
55	73.0	74.0	83.0	67	42.4	24.6	25.4	35.0	32.0	17.5	79.5	53.4	26.1	90	148	18.0
60	78.0	79.0	91.0	67	42.4	24.6	25.4	35.0	32.0	17.5	79.5	53.4	26.1	102	157	18.0
65	84.8	85.7	98.5	67	42.4	24.6	25.4	35.0	32.0	17.5	79.5	53.4	26.1	109	163	18.0
70	93.0	95.0	108.0	67	42.4	24.6	25.4	35.0	32.0	17.5	79.5	53.4	26.1	118	178	18.0
75	100.0	101.6	118.0	84	57.4	26.6	28.0	46.1	37.9	22.0	98.0	63.9	34.1	129	190	18.0
80	106.4	108.0	124.0	84	57.4	26.6	28.0	46.1	37.9	22.0	98.0	63.9	34.1	135	195	18.0
85	109.5	111.1	128.0	84	57.4	26.6	28.0	46.1	37.9	22.0	98.0	63.9	34.1	139	198	22.0
90	115.9	117.5	135.0	84	57.4	26.6	28.0	46.1	37.9	22.0	98.0	63.9	34.1	145	205	22.0
95	119.1	120.7	138.0	84	57.4	26.6	28.0	46.1	37.9	22.0	98.0	63.9	34.1	148	208	22.0
100	125.4	127.0	144.0	84	57.4	26.6	28.0	46.1	37.9	22.0	98.0	63.9	34.1	154	218	22.0

Dimensions in Millimeter